

QUALITY MANAGEMENT
SYSTEM FOR THE FOOD
MANUFACTURING &
PROCESSING INDUSTRY









BUILD MONITOR TRACK

REDUCE RISK & IMPROVE
QUALITY WITH THE IRON
APPLE QMS FOR FOOD
PRODUCTION FACILITIES





SOP EDITOR, FORM BUILDER, & DOCUMENT CONTROL

-  **Compatible with Many Standards & Regulations**
-  **Streamlined Data Management With Efficient Record Retention & Retrieval**
-  **Document Management & Storage**
-  **Document Reviews & Approvals**
-  **Version Control**
-  **Digital Acknowledgements**

Activity Editor

[IMPLEMENTATION GUIDELINES](#)

<p>Activity Title: _____</p> <p>Description: _____</p> <p>Category: _____</p> <p>Corrective Actions Trigger: _____</p> <p>Batch Options: _____</p>	<p>Adverse Reactions: _____</p> <p>How to Report and Prepare Case Reports for Adverse Reactions: _____</p> <p>Quality Assurance: _____</p> <p>Checklist - Trigger a corrective action when the checklist indicates it is required: _____</p> <p>This activity may not be added to a batch: _____</p>
--	--

Activity SOP

1.0 Purpose:
To establish a procedure if an Adverse Reaction is triggered by a customer complaint at (Name of Facility/Company).

2.0 Scope:
This procedure will apply to all adverse reactions at (Name of Facility/Company).

3.0 Responsibility:
List here who is responsible for implementing and performing this policy/procedure.

4.0 References:
List here in detail if references need to be made. This would include any references to a corresponding chapter in a quality manual, applicable quality system standard and/or regulation if applicable.

CAPA MANAGEMENT, REPORTING, & TRACKING

Corrective Action Report

Summary	Phase #1: Deviation Review
Phase #1: Deviation	When did the deviation occur: <input type="text"/>
Phase #2: Correction	Was product affected: <input type="checkbox"/> No <input type="checkbox"/> Yes
Phase #3: Prevention	Was product safety compromised: <input type="checkbox"/> No <input type="checkbox"/> Yes
Describe the deviation (be specific): <div style="border: 1px solid #ccc; padding: 5px; min-height: 40px;">The TurboKaner wasn't cleaned after use</div>	
Phase #1 Completed: ✔	
Phase #1 was completed by: Lindsay Glass Sep-11-2018 2:29 PM MODIFY	
<input type="button" value="CANCEL"/> <input type="button" value="SAVE"/>	

-  **Real-time Corrective Actions**
-  **Continuous Improvement**
-  **Schedule Monitoring Tasks & Activities**
-  **Custom Reports**
-  **Tracking of Employee Training**
-  **Export to PDF**